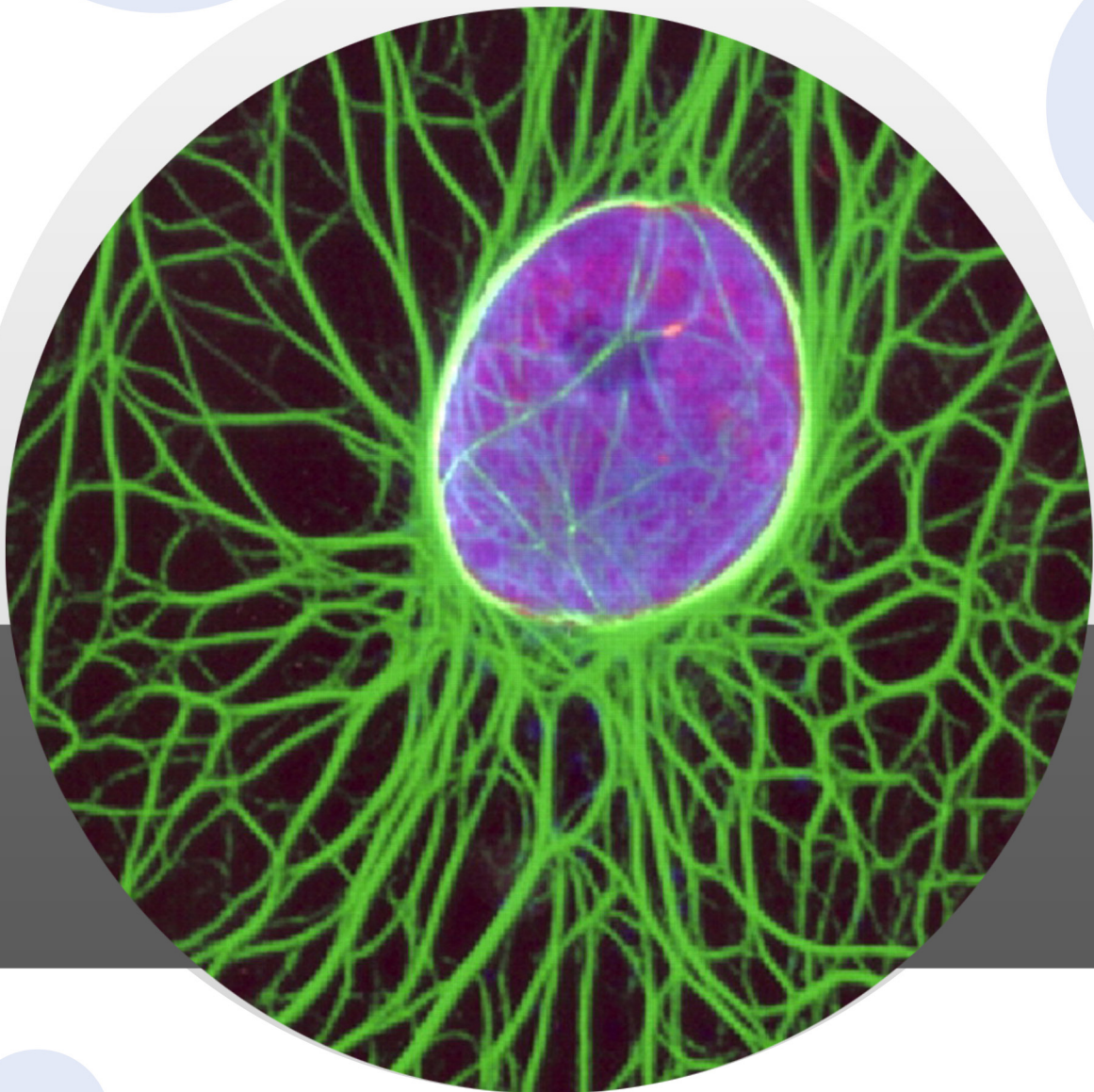


NEWSLETTER 2013



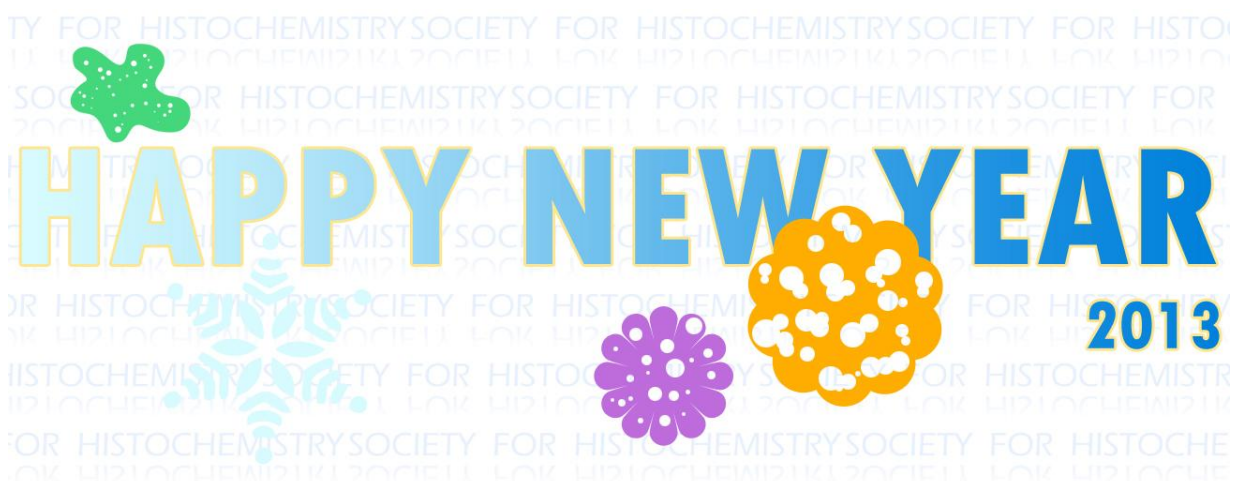
Dear Members of the Society,

I wish you a happy and successful New Year!

Our Society continues to grow, linking scientists across many international borders, and encouraging young scientists to present their work before eminent researchers and to enjoy interacting closely with them.

The Society's tradition of excellence in Symposia continues, the latest meeting in Vienna "Imaging Development: Tracking Cells in Order and Disorder" was highly successful, as you can see in this Newsletter. We expect our next Symposium in this strong series to be stimulating and informative, it will be held in Prague together with the COST Nanonet, on the topic "Intermediate Filaments in Health and Disease". I invite you warmly to join us in Prague!

Paul Debbage



SYMPOSIUM 2013

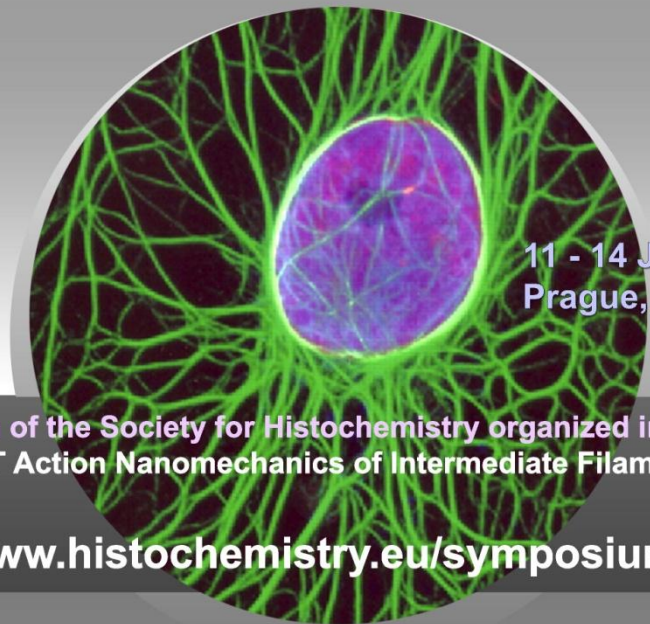
SOCIETY FOR HISTOCHEMISTRY
20CIEŁA ŁOK HISTOCHEMIZYKA



cost

IMG

Society for Histochemistry & COST NANONET Intermediate Filaments in Health & Disease



11 - 14 June 2013
Prague, Czech Republic

55th Symposium of the Society for Histochemistry organized in cooperation with
BMBS COST Action Nanomechanics of Intermediate Filaments Networks

www.histochemistry.eu/symposium2013

Registration will be open in January 2013.

Scientific Topics

Robert Feulgen Lecturer - Robert D. Goldman
Northwestern University, USA

- **Regulation of IF Assembly and Dynamics in Vivo and in Vitro**
Invited speakers: Harald Herrmann, Harish C. Pant
- **IF Structure, Mechanical Properties and Mechanotransduction**
Invited speaker: Norbert Mücke
- **IF Associated Proteins and Regulatory Crosstalk in a Cell**
Invited speakers: Yassemi Capetanaki, Gerhard Wiche
- **IFs in Pathology and Diagnostics**
Invited speaker: Nam-On Ku
- **Nuclear Lamins, Chromatin, Nuclear Architecture and Laminopathies**
Invited speakers: Yosef Gruenbaum, Roland Folsner
- **IFs of the Nervous System: Function in CNS Pathologies**
Invited speakers: Joel Eyer, Miloš Pěkný
- **Advances in Imaging Techniques for IF Studies**
- **Free Topics Session**

Programme Committee

Marco Biggiogera
Paul Debbage
Joel Eyer
Pavel Hozak (*local organizer*)
Mirjana Liovic
Ioannis Mylonas
Pavel Strnad
Axel Walch
Klara Weipoltshammer

Reduced fees for students and support for young scientists available!



We look forward to meeting you in Prague



REPORT ON THIS YEAR'S SYMPOSIUM



The [54th Symposium of the Society for Histochemistry](#) took place in Vienna from September 5th to September 8th 2012. According to its motto “Imaging development – tracking cells in order and disorder” focus was laid on regular and abnormal differentiation of cells, tissues and organ systems as well as on imaging methodologies and tools making these processes visible.

The first highlight of the meeting was the Robert Feulgen Lecture entitled “Regulatory analysis and imaging of neural crest formation and migration”, given by Marianne Bronner, California Institute of Technology, Pasadena. The sessions comprised multiple aspects of development starting from differentiation processes at the nuclear and cellular level, continuing with differentiation of stem cells and embryologic development and ending up with aberrant development and malignancy. Besides, high end light and electron optic imaging techniques were introduced and vividly discussed. The symposium ended with a follow-up of last year’s main focus, i.e. the different aspects of mass spectrometry imaging, which was also the topic of another outstanding lecture of the meeting, the Robert Feulgen Prize Laureate Lecture “(High resolution)² mass spectrometry imaging – comprehensive and specific histological information at cellular resolution”, held by Andreas Römpp, Justus Liebig University, Giessen.

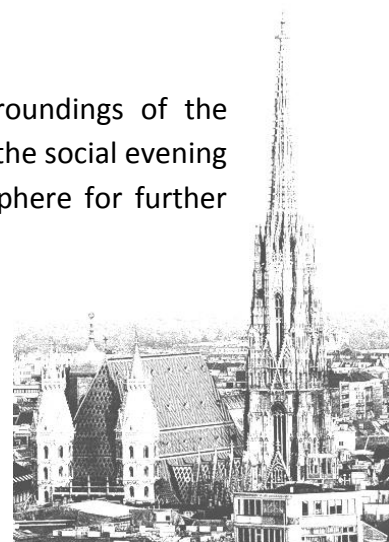

The conference was attended by about 120 scientists and aroused considerable interest of companies acting as sponsors and presenting their products in commercial lectures as well as in accompanying exhibitions.

The Welcome Reception and coffee breaks in the agreeable surroundings of the courtyards of the Campus of Vienna University and, last but not least, the social evening at a typical Viennese Heurigen at Grinzing created a relaxed atmosphere for further discussions and the exchange of knowledge.

We were happy to have you here in Vienna!


Klara Weipoltshammer

Christian Schöfer



REPORT ON ICHC 2012

[14th Congress of the International Federation of Societies for Histochemistry and Cytochemistry](#) (ICHC 2012) has been held with great success on 26-29 August 2012 in Kyoto, Japan. The Congress with a high level of attendance all over the world provided an excellent scientific program with new insights for the applications of microscopic imaging techniques in many areas of cell biology and medicine. ICHC 2012, beside its importance in providing an important scientific medium, also promoted friendship and support among members.



ICHC 2012 attracted over 500 participants from 28 countries, of which some 200 came from outside Japan. There were 142 invited speakers and 268 posters.

During ICHC 2012, Moïse Bendayan and Jennifer Lippincott-Schwartz were honored by David Glick Lecture Award and delivered David Glick Lectures (“Gastric Leptin: from immunocytochemistry to clinical application” and “Intracellular protein trafficking and live cell sorting”). The Paul Nakane Prize of IFSHC was presented to Robert Osamura by Paul Nakane himself. The IFSHC (International Federation of Societies for Histochemistry and Cytochemistry) has conferred Honorary Fellowships on Denis G. Baskin and Cornelius (Ron) van Noorden for their lifetime contributions to histochemistry. Six young histochemists, selected by their national societies, received awards in a special session “Young Histochemists”. They also took the opportunity to present orally their studies in this session. The award winning young histochemists were: Jana Rohozkova (Prague, Czech Republic); Piotr Wierzbicki (Gdansk, Poland); Nadia Atai (Amsterdam, the Netherlands); Deniz Yucel (Istanbul, Turkey); Yasuyoshi Mizutani (Toyoake, Japan); Li Niu (Wuhan, China).



The social aspect of the congress program included the opening ceremony, welcome reception and banquet in Kyoto International Congress Center, highlighted by a mini concert performed by Prof. and Mrs. Yonezawa, and Ms. Katagiri. An excursion has been organized following the closing ceremony to Nishijin Textile Center and Kiyomizu Temple. The trip ended in a superb Japanese restaurant.

The IFSHC held two meetings of delegates during ICHC 2012. The new IFSHC Executive Committee consists of: President: Serap Arbak (Turkey), Treasurer: Hinke Multhaupt (Denmark), Secretary-General: Zbigniew Kmiec (Poland), Councilors: Raymond Coleman (Israel) and Tetsuro Takamatsu (Japan).

The host Society for ICHC 2012 was voted upon in the second delegate meeting of IFSHC and the proposal by the Turkish Society for Electron Microscopy has been approved. The next Congress of the International Federation of the Societies for Histochemistry and Cytochemistry will be held in Istanbul, Turkey, in June 2016.



INTERNATIONAL FEDERATION OF SOCIETIES FOR HISTOCHEMISTRY AND CYTOCHEMISTRY

The Society for Histochemistry is a member of [the International Federation of Societies for Histochemistry and Cytochemistry](#) (IFSHC).



History

IFSHC was established in 3 September 1960 in Paris (France). Currently, IFSHC has 19 member societies.

Aims

It shall be the task of the IFSHC to promote communications and co-operation among scientists, who are interested in these fields of study, throughout the world. In support of these aims, the IFSHC will arrange International Congresses to provide a forum for scientists interested in histo- and cytochemistry.

Structure

- The Executive Committee: composed of the President, the Secretary-General, the Treasurer, and two councillors.
- Committee of delegates (meets at least prior to Congress): composed of executive committee and 2 delegates (voting and non-voting) from each of the member societies.
- The Local Organizing Committee: composed of representatives of the Member Society acting as host for the forthcoming International Congress.
- **The new IFSHC Executive Committee (2012-2016):**
- President: Serap Arbak (Turkey), Secretary-General: Zbigniew Kmiec (Poland), Treasurer: Hinke Multhaupt (Denmark), Councillors: Raymond Coleman (Israel) and Tetsuro Takamatsu (Japan).

Events

Quadrennial Congress

- Kyoto (Japan) 1972
- Bucearest (Romania) 1976
- Brighton (UK) 1980
- Helsinki (Finland) 1984
- Washington DC (USA) 1988
- Maastricht (Netherlands) 1992
- Kyoto (Japan) 1996
- York (UK) 2000
- San Diego (USA) 2004
- Gdansk (Poland) 2008
- Kyoto (Japan) 2012

Membership of the IFSHC

Membership of the IFSHC and participation in its organizational bodies shall be open to any Society of Histochemistry and Cytochemistry whose primary objectives include the aims of the IFSHC.

- **Due payments for each category of member societies**

100 EUR per year for a small Society <100 members

200 EUR per year for a larger Society >100 members

Awards

- **Young Histochemist Award**

In every international congress, each member society of IFSHC could nominate one young scientist among their young members of under the age of 35 for 'Young Histochemist Award'. The Young Histochemists will receive free registration and accommodation in addition to a cash travel award to help cover in part the cost of airfare.



- **David Glick Lecture Award**

The David Glick Lecture, established in 1982, by an anonymous donation, will be presented at each International Congress of Histochemistry and Cytochemistry in recognition of the contributions of David Glick. The Lecturer selected should be a prominent histochemist or cytochemist, who will be awarded with USD 1000 honorarium and up to USD 2000 to cover travel expenses. The award-winning will present a lecture during the Opening Ceremony of the congress.

- **Paul Nakane Prize**

Paul Nakane Prize in Histochemistry and Cytochemistry will be conferred at every quadrennial international congress. The prize is intended to be a lifetime achievement award that is presented to an individual who has shown outstanding international leadership to advancing the fields of histochemistry and cytochemistry. The prize includes a plaque and USD1500 honorarium.

FORTHCOMING EVENTS



The International Microscopy Congress (IMC) is held every four years under the auspices of International Federation of Societies for Microscopy (IFSM). The Congress has been providing an international forum for discussion and exchange of views on the state of the art of microscopy. The 18th IMC 2014 will take place in magical Prague, in the heart of Europe. The Congress will gather more than 2,500 researchers, industry partners and other stakeholders involved in microscopy sciences from over the world.

The scientific program is taking shape under the guidance of the international scientific committee consisting of prominent scientists. The symposia are divided into four specializations: Instrumentation & Techniques, Material Sciences, Life Sciences, Interdisciplinary.

There will be also a wide selection of pre- and post-Congress activities, including theoretical lectures and demonstration. Moreover, the IFSM School for young scientists will be organized as a traditional IMC2014 side-event.

Important dates:

Autumn 2013	On-line registration and abstract submission available
3 March 2014	Abstract submission deadline
1 July 2014	Standard registration deadline

We are looking forward to seeing you in Prague.

Pavel Hozak

IMC 2014 Chairman





The Society for Histochemistry announces
The Robert Feulgen Prize - 3000 EUR

The prize will be awarded for an outstanding achievement in the field of histochemistry. The contributions may be either towards the development of new histochemical and cytochemical techniques or in the application of existing technology towards solving important problems in biology and/or medicine. Addressed are scientists working in microscopical sciences (in the widest sense) as well as in biochemistry, cell biology, endocrinology, in situ molecular techniques, and neurosciences. Scientists in their mid-career (assistant or associate professor, priv. doz.) are encouraged to apply. The prize is not intended for lifetime contributions.

The application should contain a short curriculum vitae, a 1,000 word summary of the contributions of the applicant and PDF reprints of the pertinent publications.

Full description of conditions is available on [the Society website](#).

All applications should be submitted in electronic version before 31st January, 2013, preferably, via [the electronic submission system](#).

Prof. Dr. W. Kummer, Institut für Anatomie und Zellbiologie, Giessen, Germany

wolfgang.kummer@anatomie.med.uni-giessen.de

[SUBMIT YOUR APPLICATION NOW!](#)



INFORMATION ON FEES

Member Fees:

- Full members: 40 EUR
- Emeritus/Retired members: 10 EUR

Term of Payment:

Fees are due to 30th of September of each year!

Methods of Payment:

- Members having an account with a bank residing in Germany:

Money transfer directly to the following account:

Kontonummer: 159 313 600

Kreditinstitut: Deutsche Bank, Tübingen, Germany

BLZ (Bankleitzahl): 640 700 24

- Members from other European countries or members outside Europe:

Money transfer directly to the following account:

Society for Histochemistry/Gesellschaft für Histochemie

Credit Institute: Deutsche Bank, Tübingen, Germany

IBAN: DE57 640 700 240 159 313 600

BIC (SWIFT): DEUT DE DB640

Please make also sure that all bank transfer costs are charged to the sender.

Please do not forget to have your name and Society Fees for the Year "20.."

For further information please contact the treasurer of the Society at

fees@histochemistry.eu

FURTHER INFORMATION ON THE SOCIETY FOR HISTOCHEMISTRY

Please visit our homepage (www.histochemistry.eu) or contact the board by e-mail: info@histochemistry.eu

You may also contact a member of the board directly at the annual meeting or via e-mail:

Prof.Dr. Paul Debbage, *president* - paul.debbage@i-med.ac.at

Prof.Dr. Marco Biggiogera, *past president* - marco.biggiogera@unipv.it

Prof.Dr. Pavel Hozák, *secretary* - hozak@img.cas.cz

Priv-Doz.Dr. Ioannis Mylonas, MD, *treasurer* - ioannis.mylonas@med.uni-muenchen.de

Prof.Dr. Axel Walch, *member* - Axel.Walch@helmholtz-muenchen.de

Prof. Dr. Klara Weipoltshammer, *member* - klara.weipoltshammer@meduniwien.ac.at

Benefits for members:

1. Prestigious prizes, awards and stipends as well as competitive student packages for attending symposia of the Society.
2. Personal subscription to the Society's official "Histochemistry and Cell Biology" at only ten percent of the regular rate. Based on the ISI-impact factor, "Histochemistry and Cell Biology" is the leading journal in the field.
3. Interactions with senior scientists resulting in multiple career opportunities. Selected top scientists in the field can be met and contacts and discussions with them are encouraged in the informal atmosphere of the symposia.
4. Symposia are conveniently scheduled (usually in September) at reasonable prices.
5. Besides oral presentations by top scientists in the field, the program of the symposia allows for selected presentations on the basis of submitted abstracts.
6. "Free communications" and presentation of posters receive ample attention at the symposia and are considered to be important elements of the symposia.
7. Access to the "members only" section of the Society's highly informative homepage (www.histochemistry.eu).
8. Annual Newsletter for members only.
9. An annual membership fee of only 40 EUR, which entitles a 40 EUR reduction of the registration fee for the symposia of the Society.

<http://www.histochemistry.eu/>